





## 2019 RDYSL Player Registration Fees and Procedure

(Last Updated: 2018-10-19)

- 1) The player registration fees for the 2018 - 2019 season:
  - a) RDYSL - \$3.50 per player League fee. RDYSL will send the club president an estimated bill based on the number of teams. Look to the RDYSL Calendar for the timing of this bill. The RDYSL Treasurer **must** receive the club payment prior to player registration. No player passes will be issued to clubs, coaches or players without payment. There are no exceptions to the payment policy. "Checks are in the mail" will not be accepted!
  - b) NYSW - No State fees will be collected by the District Registrars or any member of the RDYSL league. Clubs will be billed by NYSW for all State fees through Roster Pro, such as player insurance & NYSW registration fee.
- 2) Process for registration:
  - a) All player registration/card creation must be completed through Roster Pro, the NYSW online registration vehicle for players and staff.
  - b) All RDYSL fee payments must be received prior to registration of players.
- 3) A team may have a maximum of three (3) secondary players. **Each secondary player must complete the NYSW Release to Secondary Team Form.** This completed paperwork must accompany the player pass when bringing the team passes to the RDYSL registrar. Any fee for secondary players is paid to NYSW.
- 4) Checklist before going to registrar:
  - a) Check the data on your club generated player passes for accuracy (spelling of name and date of birth). The name and date of birth must match proof of age being used; be careful with hyphenated last names and adoptions. Get errors corrected before passes are submitted to the registrars; this includes mistakes from previous seasons.
  - b) Digital photos must be clear, have no sunglasses, have no hats, and the face needs to be viewable and minimally the size of a dime. The registrars have the right to refuse the player's picture if the image is beyond recognition or not minimal size. See example passes with pictures at end of this document.
  - c) For players who do not reside in the NYSW area, please make sure the players correct address shows on the roster (For Example: Tampa, FL) NOT the address they are residing in during the summer. The player must have the correct release papers from their association, if not they will **not** be registered. If this procedure has not been followed, the player will be considered by USYSA rules an illegal player.
  - d) For players who have been born outside the United States, IMMEDIATELY contact your RDYSL registrar. They will work with you to get the proper paper work submitted to get the International clearance process for the US Soccer Federation.
  - e) Bring proof of age for each player. Acceptable forms can be:
    - i) Previous season unaltered laminated pass (**for 2019 ONLY player ID's DO NOT have to match**).
    - ii) Original stamped roster from previous season (**for 2019 ONLY player ID's DO NOT have to match**).
    - iii) Copy of birth certificate (make sure the name and date of birth are readable).
    - iv) Copy of passport (make sure the name and date of birth are readable).
    - v) Copy of driver's license (make sure the name and date of birth are readable).
  - f) For coaches and managers needing their Risk Management pass laminated, it must be signed and have an attached picture for the registrar to laminate.
  - g) The NYSW roster under **Team Kind** heading needs to be TRAVEL; no other designation will be accepted.
  - h) Bring one (1) copy of the roster for the RDYSL registrar to keep PLUS any additional copies you want stamped for your use in tournaments. Bring all player passes not laminated, separated, and alphabetized.
  - i) When you drop off your passes, make sure your envelope includes contact information (**name, phone and email**), allowing the registrar to contact you if there are any problems or when the passes are done.
- 5) Call the correct RDYSL registrar for the procedure to be used when dropping packets off for processing and laminating.
- 6) If you have any questions, please contact the registrar assigned to your club. [CLICK for e-mail addresses](#) and club breakdown of the registrars.



Correct Front of Pass




Correct Back of Pass




Wrong: Head on picture too small




Wrong: Head clipped



Wrong: Picture attached to wrong spot



Wrong: Picture too dark



Wrong: Poor digital quality



Wrong: Passes are not separated from sheet